


# Protective conductor double-level terminal block - PTTB 2,5-PE/ N - 3210981

Please be informed that the data shown in this PDF Document is generated from our Online Catalog. Please find the complete data in the user's documentation. Our General Terms of Use for Downloads are valid (<http://phoenixcontact.com/download>)




Protective conductor double-level terminal block, nom. voltage: 500 V, nominal current: 24 A, connection method: Push-in connection, 1st and 2nd level, Rated cross section: 2.5 mm<sup>2</sup>, cross section: 0.14 mm<sup>2</sup> - 4 mm<sup>2</sup>, mounting type: NS 35/7,5, NS 35/15, color: gray

## Your advantages

- ✓ The Push-in connection terminal blocks are characterized by the system features of the CLIPLINE complete system and by easy and tool-free wiring of conductors with ferrules or solid conductors
- ✓ The compact design and front connection enable wiring in a confined space
- ✓ In addition to the testing facility in the double function shaft, all terminal blocks provide an additional test connection



## Key Commercial Data

|                                      |   |
|--------------------------------------|---|
| Packing unit                         | 1 pc  |
| Minimum order quantity               | 50 pc   |
| GTIN                                 | <br>4 046356 419055 |
| GTIN                                 | 4046356419055   |
| Weight per Piece (excluding packing) | 16.640 g  |
| Custom tariff number                 | 85369010  |
| Country of origin                    | China   |

## Technical data

### General

|                       |                     |
|-----------------------|---------------------|
| Number of rows        | 2                   |
| Number of connections | 4                   |
| Nominal cross section | 2.5 mm <sup>2</sup> |

# Protective conductor double-level terminal block - PTTB 2,5-PE/ N - 3210981

## Technical data

### General

|   |  |
|---|--|
| Color   | gray   |
| Insulating material   | PA   |
| Flammability rating according to UL 94  | V0   |
| Rated surge voltage   | 6 kV   |
| Degree of pollution   | 3  |
| Overvoltage category  | III  |
| Insulating material group   | I  |
| Maximum power dissipation for nominal condition                                 | 0.77 W   |
| Connection in acc. with standard  | IEC 60947-7-1/IEC 60947-7-2                                  |
| Nominal current I <sub>N</sub>  | 24 A   |
| Maximum load current  | 30 A (with 4 mm <sup>2</sup> conductor cross section, rigid) |
| Nominal voltage U <sub>N</sub>  | 500 V  |
| Open side panel   | Yes  |
| Shock protection test specification   | DIN EN 50274 (VDE 0660-514):2002-11                          |
| Back of the hand protection   | guaranteed   |
| Finger protection   | guaranteed   |
| Result of surge voltage test  | Test passed  |
| Surge voltage test setpoint   | 7.3 kV   |
| Result of power-frequency withstand voltage test                                | Test passed  |
| Power frequency withstand voltage setpoint                                      | 1.89 kV  |
| Checking the mechanical stability of terminal points (5 x conductor connection) | Test passed  |
| Result of flexion and pull-out test   | Test passed  |
| Bending test rotation speed   | 10 rpm   |
| Bending test turns  | 135  |
| Bending test conductor cross section/weight                                     | 0.14 mm <sup>2</sup> / 0.2 kg                                |
|   | 2.5 mm <sup>2</sup> / 0.7 kg                                 |
|   | 4 mm <sup>2</sup> / 0.9 kg                                   |
| Tensile test result   | Test passed  |
| Result of tight fit on support  | Test passed  |
| Tight fit on carrier  | NS 35  |
| Setpoint  | 1 N  |
| Result of voltage-drop test   | Test passed  |
| Result of temperature-rise test   | Test passed  |
| Short circuit stability result  | Test passed  |
| Conductor cross section short circuit testing                                   | 2.5 mm <sup>2</sup>  |

# Protective conductor double-level terminal block - PTTB 2,5-PE/ N - 3210981

## Technical data

### General

|   |  |
|---|--|
| Short-time current  | 0.3 kA   |
| Conductor cross section short circuit testing                           | 4 mm <sup>2</sup>                                |
| Short-time current  | 0.48 kA  |
| Result of aging test  | Test passed                                      |
| Ageing test for screwless modular terminal block temperature cycles     | 192  |
| Result of thermal test  | Test passed                                      |
| Proof of thermal characteristics (needle flame) effective duration      | 30 s   |
| Oscillation, broadband noise test result                                | Test passed                                      |
| Test specification, oscillation, broadband noise                        | DIN EN 50155 (VDE 0115-200):2008-03              |
| Test spectrum   | Service life test category 2, bogie-mounted      |
| Test frequency  | f <sub>1</sub> = 5 Hz to f <sub>2</sub> = 250 Hz |
| ASD level   | 6.12 (m/s <sup>2</sup> ) <sup>2</sup> /Hz        |
| Acceleration  | 3.12g  |
| Test duration per axis  | 5 h  |
| Test directions   | X-, Y- and Z-axis                                |
| Shock test result   | Test passed                                      |
| Test specification, shock test  | DIN EN 50155 (VDE 0115-200):2008-03              |
| Shock form  | Half-sine  |
| Acceleration  | 30g  |
| Shock duration  | 18 ms  |
| Number of shocks per direction  | 3  |
| Test directions   | X-, Y- and Z-axis (pos. and neg.)                |
| Relative insulation material temperature index (Elec.; UL 746 B)        | 130 °C   |
| Temperature index of insulation material (DIN EN 60216-1 (VDE 0304-21)) | 130 °C   |
| Static insulating material application in cold                          | -60 °C   |
| Surface flammability NFPA 130 (ASTM E 162)                              | passed   |
| Specific optical density of smoke NFPA 130 (ASTM E 662)                 | passed   |
| Smoke gas toxicity NFPA 130 (SMP 800C)                                  | passed   |
| Calorimetric heat release NFPA 130 (ASTM E 1354)                        | 28 MJ/kg   |
| Fire protection for rail vehicles (DIN EN 45545-2) R22                  | HL 1 - HL 3                                      |
| Fire protection for rail vehicles (DIN EN 45545-2) R23                  | HL 1 - HL 3                                      |
| Fire protection for rail vehicles (DIN EN 45545-2) R24                  | HL 1 - HL 3                                      |
| Fire protection for rail vehicles (DIN EN 45545-2) R26                  | HL 1 - HL 3                                      |

### Dimensions

|       |        |
|-------|--------|
| Width | 5.2 mm |
|-------|--------|

# Protective conductor double-level terminal block - PTTB 2,5-PE/ N - 3210981

## Technical data

### Dimensions

|                  |         |
|------------------|---------|
| End cover width  | 2.2 mm  |
| Length           | 68 mm   |
| Height NS 35/7,5 | 47.5 mm |
| Height NS 35/15  | 55 mm   |

### Connection data

|  |  |
|--|--|
| Note   | Please observe the current carrying capacity of the DIN rails. |
| Connection method  | Push-in connection   |
| Conductor cross section solid min.   | 0.14 mm <sup>2</sup>   |
| Conductor cross section solid max.   | 4 mm <sup>2</sup>  |
| Conductor cross section flexible min.  | 0.14 mm <sup>2</sup>   |
| Conductor cross section flexible max.  | 4 mm <sup>2</sup>  |
| Conductor cross section AWG min.   | 26   |
| Conductor cross section AWG max.   | 12   |
| Conductor cross section flexible, with ferrule without plastic sleeve min.                             | 0.14 mm <sup>2</sup>   |
| Conductor cross section flexible, with ferrule without plastic sleeve max.                             | 2.5 mm <sup>2</sup>  |
| Conductor cross section flexible, with ferrule with plastic sleeve min.                                | 0.14 mm <sup>2</sup>   |
| Conductor cross section flexible, with ferrule with plastic sleeve max.                                | 2.5 mm <sup>2</sup>  |
| Two conductors with the same cross section, flexible, with TWIN ferrules, with plastic sleeve, maximum | 0.5 mm <sup>2</sup>  |
| Stripping length   | 8 mm ... 10 mm   |
| Internal cylindrical gage  | A3   |

### Ambient conditions

|  |   |
|--|---|
| Operating temperature                    | -60 °C ... 105 °C (max. short-term operating temperature RTI Elec.)       |
| Ambient temperature (storage/transport)  | -25 °C ... 60 °C (for a short time, not exceeding 24 h, -60 °C to +70 °C) |
| Permissible humidity (storage/transport) | 30 % ... 70 %   |
| Ambient temperature (assembly)           | -5 °C ... 70 °C   |
| Ambient temperature (actuation)          | -5 °C ... 70 °C   |

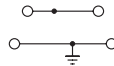
### Environmental Product Compliance

|            |   |
|------------|---|
| China RoHS | Environmentally friendly use period: unlimited = EFUP-e |
|            | No hazardous substances above threshold values          |

## Drawings

# Protective conductor double-level terminal block - PTTB 2,5-PE/ N - 3210981

Circuit diagram



## Classifications

### eCl@ss

|               |          |
|---------------|----------|
| eCl@ss 10.0.1 | 27141141 |
| eCl@ss 11.0   | 27141141 |
| eCl@ss 4.0    | 27141100 |
| eCl@ss 4.1    | 27141100 |
| eCl@ss 5.0    | 27141100 |
| eCl@ss 5.1    | 27141100 |
| eCl@ss 6.0    | 27141100 |
| eCl@ss 7.0    | 27141141 |
| eCl@ss 9.0    | 27141141 |

### ETIM

|          |          |
|----------|----------|
| ETIM 2.0 | EC000901 |
| ETIM 3.0 | EC000901 |
| ETIM 4.0 | EC000901 |
| ETIM 6.0 | EC000901 |
| ETIM 7.0 | EC000901 |

### UNSPSC

|               |          |
|---------------|----------|
| UNSPSC 6.01   | 30211811 |
| UNSPSC 7.0901 | 39121410 |
| UNSPSC 11     | 39121410 |
| UNSPSC 12.01  | 39121410 |
| UNSPSC 13.2   | 39121410 |
| UNSPSC 18.0   | 39121410 |
| UNSPSC 19.0   | 39121410 |
| UNSPSC 20.0   | 39121410 |
| UNSPSC 21.0   | 39121410 |

## Approvals

### Approvals

# Protective conductor double-level terminal block - PTTB 2,5-PE/ N - 3210981

## Approvals


### Approvals

DNV GL / CSA / BV / LR / NK / ABS / EAC / EAC / LR / cULus Recognized


### Ex Approvals

### Approval details

|        |   |   |            |
|--------|---|---|------------|
| DNV GL |  | <a href="https://approvalfinder.dnvgl.com/">https://approvalfinder.dnvgl.com/</a> | TAE00003JE |
|--------|---|---|------------|


|                            |  |   |       |
|----------------------------|--|---|-------|
| CSA                        |  | <a href="http://www.csagroup.org/services-industries/product-listing/">http://www.csagroup.org/services-industries/product-listing/</a> | 13631 |
|                            | B  | C   |       |
| Nominal voltage UN         | 300 V  | 300 V   |       |
| Nominal current IN         | 20 A   | 20 A  |       |
| mm <sup>2</sup> /AWG/kcmil | 26-12  | 26-12   |       |

|    |   |   |             |
|----|---|---|-------------|
| BV |  | <a href="http://www.veristar.com/portal/veristarinfo/generalinfo/approved/approvedProducts/equipmentAndMaterials">http://www.veristar.com/portal/veristarinfo/generalinfo/approved/approvedProducts/equipmentAndMaterials</a> | 25278/B0 BV |
|----|---|---|-------------|

|    |   |   |               |
|----|---|---|---------------|
| LR |  | <a href="http://www.lr.org/en">http://www.lr.org/en</a> | 12/20038 (E3) |
|----|---|---|---------------|

|    |   |   |          |
|----|---|---|----------|
| NK |  | <a href="http://www.classnk.or.jp/hp/en/">http://www.classnk.or.jp/hp/en/</a> | 14ME0912 |
|----|---|---|----------|

|     |  |   |                |
|-----|--|---|----------------|
| ABS |  | <a href="http://www.eagle.org/eagleExternalPortalWEB/">http://www.eagle.org/eagleExternalPortalWEB/</a> | 21-2192245-PDA |
|-----|--|---|----------------|

|     |   |  |                          |
|-----|---|--|--------------------------|
| EAC |  |  | RU C-<br>DE.AI30.B.01102 |
|-----|---|--|--------------------------|

# Protective conductor double-level terminal block - PTTB 2,5-PE/ N - 3210981

## Approvals

|     |  |                          |
|-----|--|--------------------------|
| EAC |  | RU C-<br>DE.BL08.B.00644 |
|-----|--|--------------------------|

|    |  |   |          |
|----|--|---|----------|
| LR |  | <a href="http://www.lr.org/en">http://www.lr.org/en</a> | 14/20056 |
|----|--|---|----------|

|                            |       |   |        |
|----------------------------|-------|---|--------|
| cULus Recognized           |       | <a href="http://database.ul.com/cgi-bin/XYV/template/LISEXT/1FRAME/index.htm">http://database.ul.com/cgi-bin/XYV/template/LISEXT/1FRAME/index.htm</a> | E60425 |
|                            | B     | C   |        |
| Nominal voltage UN         | 300 V | 300 V   |        |
| Nominal current IN         | 20 A  | 20 A  |        |
| mm <sup>2</sup> /AWG/kcmil | 26-12 | 26-12   |        |

## Accessories

### Accessories

#### Bridge

Wire bridge - FBSW 2-5/250MM - 3030172



Wire bridge, color: red/black

Wire bridge - FBSW 2-5/60MM - 3030170



Wire bridge, Not suitable for railway applications, color: red/black

# Protective conductor double-level terminal block - PTTB 2,5-PE/ N - 3210981

## Accessories

Wire bridge - FBSW 2-5/110MM - 3030171



Wire bridge, color: red/black

---

## Crimping tool

Crimping pliers - CRIMPFOX CENTRUS 6S - 1213144



Crimping pliers, for uninsulated and insulated ferrules, DIN 46228 Part 1 and 4, from 0.14 mm<sup>2</sup> ... 6 mm<sup>2</sup>, also for TWIN ferrules up to 2 x 4 mm<sup>2</sup>, automatic cross section adjustment, lateral insertion, equipped with fall protection

---

Crimping pliers - CRIMPFOX CENTRUS 10S - 1213154



Crimping pliers, for uninsulated and insulated ferrules, DIN 46228 Part 1 and 4, from 0.14 mm<sup>2</sup> ... 10 mm<sup>2</sup>, also for TWIN ferrules up to 2 x 4 mm<sup>2</sup>, automatic cross section adjustment, lateral insertion, equipped with fall protection

---

Crimping pliers - CRIMPFOX CENTRUS 6H - 1213146



Crimping pliers, for uninsulated and insulated ferrules, DIN 46228 Part 1 and 4, from 0.14 mm<sup>2</sup> ... 6 mm<sup>2</sup>, also for TWIN ferrules up to 2 x 4 mm<sup>2</sup>, automatic cross section adjustment, lateral insertion, equipped with fall protection

---

Crimping pliers - CRIMPFOX CENTRUS 10H - 1213156



Crimping pliers, for uninsulated and insulated ferrules, DIN 46228 Part 1 and 4, from 0.14 mm<sup>2</sup> ... 10 mm<sup>2</sup>, also for TWIN ferrules up to 2 x 4 mm<sup>2</sup>, automatic cross section adjustment, lateral insertion, equipped with fall protection

# Protective conductor double-level terminal block - PTTB 2,5-PE/ N - 3210981

## Accessories

---

### Crimping pliers - CRIMPFOX 10S - 1212045



Crimping pliers, for ferrules without insulating collar according to DIN 46228 Part 1 and ferrules with insulating collar according to DIN 46228 Part 4, 0.14 mm<sup>2</sup> ... 10 mm<sup>2</sup>, unlockable pressure lock, lateral entry

---

### Crimping pliers - CRIMPFOX 6H - 1212046



Crimping pliers, for ferrules without insulating collar according to DIN 46228 Part 1 and ferrules with insulating collar according to DIN 46228 Part 4, 0.14 mm<sup>2</sup> ... 6 mm<sup>2</sup>, unlockable pressure lock, lateral entry

---

### Crimping pliers - CRIMPFOX 2,5-M - 1212719



Crimping pliers, for ferrules without insulating collar according to DIN 46228 Part 1 and ferrules with insulating collar according to DIN 46228 Part 4, 0.25 mm<sup>2</sup> ... 2.5 mm<sup>2</sup>, lateral entry, trapezoidal crimp

---

### Crimping pliers - CRIMPFOX 6-M - 1212720



Crimping pliers, for ferrules without insulating collar according to DIN 46228 Part 1 and ferrules with insulating collar according to DIN 46228 Part 4, 0.25 mm<sup>2</sup> ... 6.0 mm<sup>2</sup>, lateral entry, trapezoidal crimp

---

### Crimping pliers - CRIMPFOX 6 - 1212034



Crimping pliers, for ferrules without insulating collar according to DIN 46228 Part 1 and ferrules with insulating collar according to DIN 46228 Part 4, 0.25 mm<sup>2</sup> ... 6.0 mm<sup>2</sup>, lateral entry, trapezoidal crimp

---

# Protective conductor double-level terminal block - PTTB 2,5-PE/ N - 3210981

## Accessories

Crimping pliers - CRIMPFOX 6T - 1212037



Crimping pliers, for ferrules without insulating collar according to DIN 46228 Part 1 and ferrules with insulating collar according to DIN 46228 Part 4, 0.25 mm<sup>2</sup> ... 6 mm<sup>2</sup>, lateral entry, trapezoidal crimp

Crimping pliers - CRIMPFOX 6T-F - 1212038



Crimping pliers, for ferrules without insulating collar according to DIN 46228 Part 1 and ferrules with insulating collar according to DIN 46228 Part 4, 0.25 mm<sup>2</sup> ... 6 mm<sup>2</sup>, front entry, trapezoidal crimp

Crimping pliers - CRIMPFOX 6S-F - 1212043



Crimping pliers, for ferrules without insulating collar according to DIN 46228 Part 1 and ferrules with insulating collar according to DIN 46228 Part 4, 0.5 mm<sup>2</sup> ... 6 mm<sup>2</sup>, front entry, square crimp

Crimping pliers - CRIMPFOX-M - 1212072



Basic pliers, for accommodating dies for a wide range of type of contacts

## DIN rail

DIN rail perforated - NS 35/ 7,5 PERF 2000MM - 0801733



DIN rail perforated, acc. to EN 60715, material: Steel, galvanized, passivated with a thick layer, Standard profile, color: silver, Pack of 25 (50 m)

# Protective conductor double-level terminal block - PTTB 2,5-PE/ N - 3210981

## Accessories

---

DIN rail, unperforated - NS 35/ 7,5 UNPERF 2000MM - 0801681



DIN rail, unperforated, acc. to EN 60715, material: Steel, galvanized, passivated with a thick layer, Standard profile, color: silver, Pack of 25 (50 m)

---

DIN rail perforated - NS 35/ 7,5 WH PERF 2000MM - 1204119



DIN rail perforated, acc. to EN 60715, material: Steel, Galvanized, white passivated, Standard profile, color: silver, Pack of 25 (50 m)

---

DIN rail, unperforated - NS 35/ 7,5 WH UNPERF 2000MM-VPE 10 - 1204122



DIN rail, unperforated, acc. to EN 60715, material: Steel, Galvanized, white passivated, Standard profile, color: silver, Pack of 25 (50 m)

---

DIN rail, unperforated - NS 35/ 7,5 AL UNPERF 2000MM - 0801704



DIN rail, unperforated, acc. to EN 60715, material: Aluminum, uncoated, Standard profile, color: silver, Pack of 25 (50 m)

---

DIN rail perforated - NS 35/ 7,5 ZN PERF 2000MM - 1206421



DIN rail perforated, acc. to EN 60715, material: Steel, galvanized, Standard profile, color: silver, Pack of 25 (50 m)

---

## Protective conductor double-level terminal block - PTTB 2,5-PE/ N - 3210981

### Accessories

DIN rail, unperforated - NS 35/ 7,5 ZN UNPERF 2000MM - 1206434



DIN rail, unperforated, acc. to EN 60715, material: Steel, galvanized, Standard profile, color: silver, Pack of 25 (50 m)

---

DIN rail, unperforated - NS 35/ 7,5 CU UNPERF 2000MM-VPE 10 - 0801762



DIN rail, unperforated, acc. to EN 60715, material: Copper, uncoated, Standard profile, color: copper-colored, Pack of 10 (20 m)

---

End cap - NS 35/ 7,5 CAP - 1206560



DIN rail end piece, for DIN rail NS 35/7.5

---

DIN rail perforated - NS 35/15 PERF 2000MM - 1201730



DIN rail perforated, similar to EN 60715, material: Steel, galvanized, passivated with a thick layer, Standard profile, color: silver, Pack of 25 (50 m)

---

DIN rail, unperforated - NS 35/15 UNPERF 2000MM - 1201714



DIN rail, unperforated, similar to EN 60715, material: Steel, galvanized, passivated with a thick layer, Standard profile, color: silver, Pack of 25 (50 m)

---

# Protective conductor double-level terminal block - PTTB 2,5-PE/ N - 3210981

## Accessories

DIN rail perforated - NS 35/15 WH PERF 2000MM - 0806602



DIN rail perforated, similar to EN 60715, material: Steel, Galvanized, white passivated, Standard profile, color: white, Pack of 25 (50 m)

---

DIN rail, unperforated - NS 35/15 WH UNPERF 2000MM-VPE 10 - 1204135



DIN rail, unperforated, similar to EN 60715, material: Steel, Galvanized, white passivated, Standard profile, color: silver, Pack of 10 (20 m)

---

DIN rail, unperforated - NS 35/15 AL UNPERF 2000MM - 1201756



DIN rail, unperforated, similar to EN 60715, material: Aluminum, uncoated, Standard profile, color: silver

---

DIN rail perforated - NS 35/15 ZN PERF 2000MM - 1206599



DIN rail perforated, similar to EN 60715, material: Steel, galvanized, Standard profile, color: silver, Pack of 25 (50 m)

---

DIN rail, unperforated - NS 35/15 ZN UNPERF 2000MM - 1206586



DIN rail, unperforated, similar to EN 60715, material: Steel, galvanized, Standard profile, color: silver, Pack of 25 (50 m)

---

# Protective conductor double-level terminal block - PTTB 2,5-PE/ N - 3210981

## Accessories

DIN rail, unperforated - NS 35/15 CU UNPERF 2000MM-VPE 10 - 1201895



DIN rail, unperforated, similar to EN 60715, material: Copper, uncoated, Standard profile, color: copper-colored, Pack of 10 (20 m)

---

End cap - NS 35/15 CAP - 1206573



DIN rail end piece, for DIN rail NS 35/15

---

DIN rail, unperforated - NS 35/15-2,3 UNPERF 2000MM-VPE 10 - 1201798



DIN rail, unperforated, acc. to EN 60715, material: Steel, galvanized, passivated with a thick layer, Standard profile 2.3 mm, color: silver, Pack of 10 (20 m)

---

## Documentation

Mounting material - PT-IL - 3208090



Operating decal for the push-in Technology

---

End block

# Protective conductor double-level terminal block - PTTB 2,5-PE/ N - 3210981

## Accessories

End clamp - CLIPFIX 35 - 3022218



Quick mounting end clamp for NS 35/7,5 DIN rail or NS 35/15 DIN rail, with marking option, width: 9.5 mm, color: gray

---

End clamp - CLIPFIX 35-5 - 3022276



Quick mounting end clamp for NS 35/7,5 DIN rail or NS 35/15 DIN rail, with marking option, with parking option for FBS...5, FBS...6, KSS 5, KSS 6, width: 5.15 mm, color: gray

---

End clamp - E/NS 35 N - 0800886



End clamp, width: 9.5 mm, color: gray

---

End cover

End cover - D-PTTB 2,5 - 3211634



End cover, length: 68 mm, width: 2.2 mm, height: 39.6 mm, color: gray

---

Filler plug

# Protective conductor double-level terminal block - PTTB 2,5-PE/ N - 3210981

## Accessories

Filler plugs - CEC 2,5 - 3062757



Cover for conductor shaft, 10-pos., for spring cage terminal blocks (ST) and terminal blocks with push-in technology (PT) with a width of 5.2 mm

---

## Insulating sleeve

Insulating sleeve - MPS-IH WH - 0201663

Insulating sleeve, color: white



---

Insulating sleeve - MPS-IH RD - 0201676

Insulating sleeve, color: red



---

Insulating sleeve - MPS-IH BU - 0201689

Insulating sleeve, color: blue



---

Insulating sleeve - MPS-IH YE - 0201692

Insulating sleeve, color: yellow



# Protective conductor double-level terminal block - PTTB 2,5-PE/ N - 3210981

## Accessories

---

Insulating sleeve - MPS-IH GN - 0201702

Insulating sleeve, color: green



Insulating sleeve - MPS-IH GY - 0201728

Insulating sleeve, color: gray



Insulating sleeve - MPS-IH BK - 0201731

Insulating sleeve, color: black



Insulating sleeve - ISH 2,5/0,2 - 3002843

Insulating sleeve, color: white



Insulating sleeve - ISH 2,5/0,5 - 3002856

Insulating sleeve, color: gray



# Protective conductor double-level terminal block - PTTB 2,5-PE/ N - 3210981

## Accessories

Insulating sleeve - ISH 2,5/1,0 - 3002869



Insulating sleeve, color: black

---

## Jumper

Plug-in bridge - FBS 2-5 - 3030161



Plug-in bridge, pitch: 5.2 mm, color: red

---

Plug-in bridge - FBS 3-5 - 3030174



Plug-in bridge, pitch: 5.2 mm, color: red

---

Plug-in bridge - FBS 4-5 - 3030187



Plug-in bridge, pitch: 5.2 mm, color: red

---

Plug-in bridge - FBS 5-5 - 3030190



Plug-in bridge, pitch: 5.2 mm, color: red

# Protective conductor double-level terminal block - PTTB 2,5-PE/ N - 3210981

## Accessories

---

Plug-in bridge - FBS 10-5 - 3030213



Plug-in bridge, pitch: 5.2 mm, color: red

---

Plug-in bridge - FBS 20-5 - 3030226



Plug-in bridge, pitch: 5.2 mm, color: red

---

Plug-in bridge - FBS 50-5 - 3038930



Plug-in bridge, pitch: 5.2 mm, color: red

---

Plug-in bridge - FBSR 2-5 - 3033702



Plug-in bridge, pitch: 5.2 mm, color: red

---

Plug-in bridge - FBSR 3-5 - 3001591



Plug-in bridge, pitch: 5.2 mm, color: red

---

# Protective conductor double-level terminal block - PTTB 2,5-PE/ N - 3210981

## Accessories

Plug-in bridge - FBSR 4-5 - 3001592



Plug-in bridge, pitch: 5.2 mm, color: red

---

Plug-in bridge - FBSR 5-5 - 3001593



Plug-in bridge, pitch: 5.2 mm, color: red

---

Plug-in bridge - FBSR 10-5 - 3033710



Plug-in bridge, pitch: 5.2 mm, color: red

---

Plug-in bridge - FBS 2-5 BU - 3036877



Plug-in bridge, pitch: 5.2 mm, color: blue

---

Plug-in bridge - FBS 3-5 BU - 3036880



Plug-in bridge, pitch: 5.2 mm, color: blue

---

# Protective conductor double-level terminal block - PTTB 2,5-PE/ N - 3210981

## Accessories

Plug-in bridge - FBS 4-5 BU - 3036893



Plug-in bridge, pitch: 5.2 mm, color: blue

---

Plug-in bridge - FBS 5-5 BU - 3036903



Plug-in bridge, pitch: 5.2 mm, color: blue

---

Plug-in bridge - FBS 10-5 BU - 3036916



Plug-in bridge, pitch: 5.2 mm, color: blue

---

Plug-in bridge - FBS 20-5 BU - 3036929



Plug-in bridge, pitch: 5.2 mm, color: blue

---

Plug-in bridge - FBS 50-5 BU - 3032114



Plug-in bridge, Version with single- or double-sided cutting edge. Please keep in mind the possible impact on touch protection as well as air clearances and creepage distances., pitch: 5.2 mm, color: blue

---

# Protective conductor double-level terminal block - PTTB 2,5-PE/ N - 3210981

## Accessories

### Labeled terminal marker

Zack Marker strip, flat - ZBF 5 CUS - 0825025



Zack Marker strip, flat, can be ordered: Strip, white, labeled according to customer specifications, mounting type: snap into flat marker groove, for terminal block width: 5 mm, lettering field size: 5.15 x 5.15 mm, Number of individual labels: 10

Zack Marker strip, flat - ZBF 5,LGS:FORTL.ZAHLEN - 0808671



Zack Marker strip, flat, Strip, white, labeled, printed horizontally: consecutive numbers 1 ... 10, 11 ... 20, etc. up to 491 ... 500, mounting type: snap into flat marker groove, for terminal block width: 5 mm, lettering field size: 5.15 x 5.15 mm, Number of individual labels: 10

Zack Marker strip, flat - ZBF 5,QR:FORTL.ZAHLEN - 0808697



Zack Marker strip, flat, Strip, white, labeled, Printed vertically: consecutive numbers 1 ... 10, 11 ... 20, etc. up to 91 ... 100, mounting type: snap into flat marker groove, for terminal block width: 5 mm, lettering field size: 5.15 x 5.15 mm, Number of individual labels: 10

Zack Marker strip, flat - ZBF 5,LGS:GERADE ZAHLEN - 0810821



Zack Marker strip, flat, Strip, white, labeled, printed horizontally: consecutive even numbers 2 ... 20, 22 ... 40, etc. up to 82 ... 100, mounting type: snap into flat marker groove, for terminal block width: 5 mm, lettering field size: 5.15 x 5.15 mm, Number of individual labels: 10

Zack Marker strip, flat - ZBF 5,LGS:UNGERADE ZAHLEN - 0810863



Zack Marker strip, flat, Strip, white, labeled, printed horizontally: Odd numbers 1 - 19, 21 - 39, etc. up to 81 - 99, mounting type: snap into flat marker groove, for terminal block width: 5 mm, lettering field size: 5.15 x 5.15 mm, Number of individual labels: 10

## Protective conductor double-level terminal block - PTTB 2,5-PE/ N - 3210981

### Accessories

---

#### Marker for terminal blocks - UC-TMF 5 CUS - 0824638



Marker for terminal blocks, can be ordered: by sheet, white, labeled according to customer specifications, mounting type: snap into flat marker groove, for terminal block width: 5.2 mm, lettering field size: 4.6 x 5.1 mm, Number of individual labels: 96

#### Marker for terminal blocks - UCT-TMF 5 CUS - 0829658



Marker for terminal blocks, can be ordered: by sheet, white, labeled according to customer specifications, mounting type: snap into flat marker groove, for terminal block width: 5.2 mm, lettering field size: 4.4 x 4.7 mm, Number of individual labels: 72

### Marker carriers

#### Marker carriers - STP 5-2 - 0800967



Double marker carrier, snaps onto the double-level spring-cage terminal block STTB 2,5, STTB 4, PTTB 2,5, PTTB 4 can be marked with UC-TM 5, ZB 5 or UC-TMF 5, ZBF 5

#### Marker carriers - STP 5-2/S - 0800970



Double marker carrier, snaps onto the double-level spring-cage terminal block ZFKK 1,5, with MSTBV or ICV pick-off

### Partition plate

---

# Protective conductor double-level terminal block - PTTB 2,5-PE/ N - 3210981

## Accessories

Partition plate - ATP-STTB 4 - 3030747



Partition plate, length: 88.7 mm, width: 2 mm, height: 53 mm, color: gray

Spacer plate - DP PS-5 - 3036725



Spacer plate, length: 22.4 mm, width: 5.2 mm, height: 29 mm, number of positions: 1, color: red

## Planning and marking software

Software - PROJECT COMPLETE - 1050453



Intuitive planning and marking software for configuring terminal strips and for professional marking of marking materials for terminal blocks, conductors, cables, devices, and systems. The software is available for download

## Screwdriver tools

Screwdriver - SZF 1-0,6X3,5 - 1204517



Actuation tool, for ST terminal blocks, also suitable for use as a bladed screwdriver, size: 0.6 x 3.5 x 100 mm, 2-component grip, with non-slip grip

# Protective conductor double-level terminal block - PTTB 2,5-PE/ N - 3210981

## Accessories

Actuation tool - ST-BW - 1207608



Actuation tool, for all 2.5 mm<sup>2</sup> - 4.0 mm<sup>2</sup> spring-cages

---

## Terminal marking

Zack Marker strip, flat - ZBF 5:UNBEDRUCKT - 0808642



Zack Marker strip, flat, Strip, white, unlabeled, can be labeled with: PLOTMARK, CMS-P1-PLOTTER, mounting type: snap in, for terminal block width: 5 mm, lettering field size: 5.1 x 5.2 mm, Number of individual labels: 10

---

Marker for terminal blocks - UC-TMF 5 - 0818153



Marker for terminal blocks, Sheet, white, unlabeled, can be labeled with: BLUEMARK ID COLOR, BLUEMARK ID, BLUEMARK CLED, PLOTMARK, CMS-P1-PLOTTER, mounting type: snap in, for terminal block width: 5.2 mm, lettering field size: 4.6 x 5.1 mm, Number of individual labels: 96

---

Marker for terminal blocks - UCT-TMF 5 - 0828744



Marker for terminal blocks, Sheet, white, unlabeled, can be labeled with: TOPMARK NEO, TOPMARK LASER, BLUEMARK ID COLOR, BLUEMARK ID, BLUEMARK CLED, THERMOMARK PRIME, THERMOMARK CARD 2.0, THERMOMARK CARD, mounting type: snap in, for terminal block width: 5.2 mm, lettering field size: 4.4 x 4.7 mm, Number of individual labels: 72

---

## Test plug terminal block

## Protective conductor double-level terminal block - PTTB 2,5-PE/ N - 3210981

### Accessories

Test plugs - MPS-MT - 0201744



Test plugs, with solder connection up to 1 mm<sup>2</sup> conductor cross section, color: gray

---

Test plugs - PS-5 - 3030983



Test plugs, Modular test plug, color: red

---

Test plugs - PS-5/2,3MM RD - 3038723



Test plugs, color: red

---

Test socket

Test adapter - PAI-4-FIX-5/6 BU - 3035975



4 mm test adapter, for terminal blocks with 5.2 mm and 6.2 mm pitch

---

Test adapter - PAI-4-FIX-5/6 OG - 3035974



4 mm test adapter, for terminal blocks with 5.2 mm and 6.2 mm pitch

# Protective conductor double-level terminal block - PTTB 2,5-PE/ N - 3210981

## Accessories

---

Test adapter - PAI-4-FIX-5/6 YE - 3035977



4 mm test adapter, for terminal blocks with 5.2 mm and 6.2 mm pitch

---

Test adapter - PAI-4-FIX-5/6 RD - 3035976



4 mm test adapter, for terminal blocks with 5.2 mm and 6.2 mm pitch

---

Test adapter - PAI-4-FIX-5/6 GN - 3035978



4 mm test adapter, for terminal blocks with 5.2 mm and 6.2 mm pitch

---

Test adapter - PAI-4-FIX-5/6 BK - 3035980



4 mm test adapter, for terminal blocks with 5.2 mm and 6.2 mm pitch

---

Test adapter - PAI-4-FIX-5/6 GY - 3035982



4 mm test adapter, for terminal blocks with 5.2 mm and 6.2 mm pitch

---

# Protective conductor double-level terminal block - PTTB 2,5-PE/ N - 3210981

## Accessories

Test adapter - PAI-4-FIX-5/6 VT - 3035979



4 mm test adapter, for terminal blocks with 5.2 mm and 6.2 mm pitch

---

Test adapter - PAI-4-FIX-5/6 BN - 3035981



4 mm test adapter, for terminal blocks with 5.2 mm and 6.2 mm pitch

---

Test adapter - PAI-4-FIX-5/6 WH - 3035983



4 mm test adapter, for terminal blocks with 5.2 mm and 6.2 mm pitch

---

## Warning label printed

Warning label - WS PT 2,5 - 1029026



Warning label, yellow/black, labeled: Lightning flash, mounting type: plug in, for terminal block width: 5.2 mm

---

Warning label - WS-DIO PT 2,5 - 1029037



Warning label, yellow/black, labeled: Diode, mounting type: plug in, for terminal block width: 5.2 mm

# Protective conductor double-level terminal block - PTTB 2,5-PE/ N - 3210981

Accessories

---

---

Phoenix Contact 2022 © - all rights reserved  
<http://www.phoenixcontact.com>